

Custom Reporting API

Information Document



So what is it?

What is an API and how does the technology work?

Application Programming Interface (API) is a software intermediary that allows two applications to talk to each other. So, in this case, the reporting API is an easy way for Skynamo to communicate with reporting applications like Power BI and Qlik so that you can do your own reporting. [Here is a video of APIs.](#)

Introducing the brand new reporting API for custom reporting.

As a Skynamo customer you will now be able to get the most out of your information in this data driven age. This means that you can now easily get to your data and connect with BI tools to drive growth in your businesses through data driven decision making. Skynamo also built a Power BI Custom Connector which means that any business owner can analyze their business data. By using a BI tool for data analysis you are able to compare different data sources with each other to accurately determine where the gaps are in your business.



Can you benefit from this?

Do you need:


1. Custom reporting.
2. Reporting on big data.
3. Reporting on multiple Skynamo instances.
4. Seamless integration with a reporting tool outside of Skynamo.
5. To understand your data in more depth.
6. More than the current standard reports on offer.

What are the benefits and value?



Future proofed ability for you to create reports specific to your needs

The new reporting structure and Reporting API allows Skynamo to communicate the data to external BI tools, creating an efficient way to get the data out of Skynamo and gives you limitless data abilities on your side.




Expanded ways of getting data out of Skynamo

Skynamo is able to give you data in a way that is easy to understand. Skynamo built a Power BI connector which makes it incredibly easy for you to start playing with and analyzing your data.



Multi-instance reporting

You will now be able to report easily on multiple instances by connecting to a true BI tool that allows reporting on multiple data sources.




You are no longer limited in your ability, skills, and tools in terms of reporting

You can now use the provider and tool of your choice to get all the insights you need.



Reporting on sales can now be more accurate

You can now use a BI tool to connect your ERP/ financial system and your Skynamo data directly to get the most accurate reporting.



What does this mean?

- The new Skynamo Reporting API and the Power BI custom connector are **user-friendly and efficient**.
- Skynamo is giving **you control** over your data and how to report on it.
- You now have the **freedom to choose the tools you want to use**.

Some of our favourite BI Tools are:

Power BI



Qlik 