

# New Skynamo Dashboard

## Quicker and smarter for your business

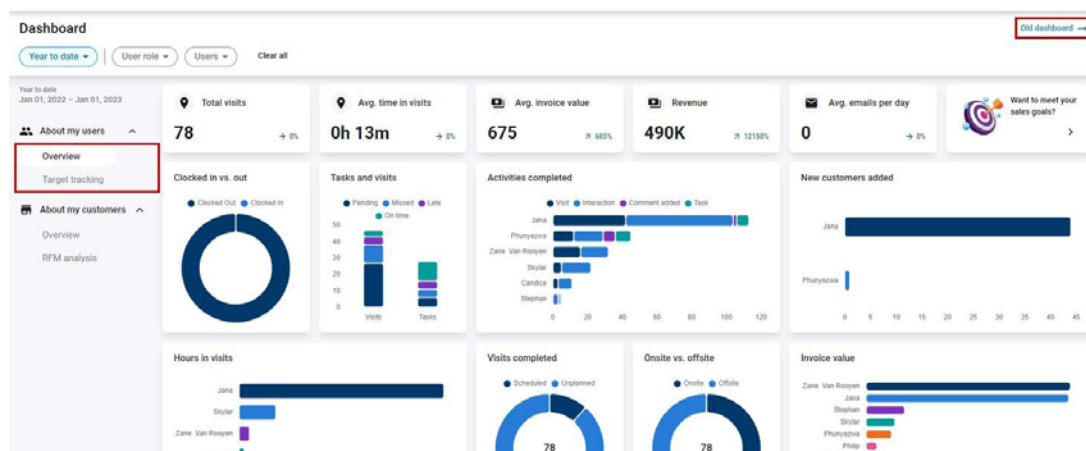
### How is this feature going to help you?

- Your go-to for a quick overview of your team statistics
- The tiles are pre-set, so no set up needed to start viewing

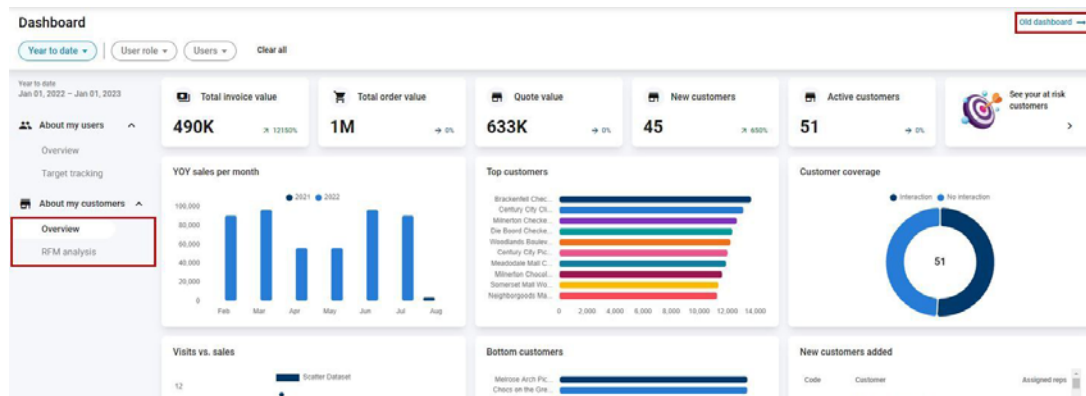
### How does it work?

You will have 2 different sections.

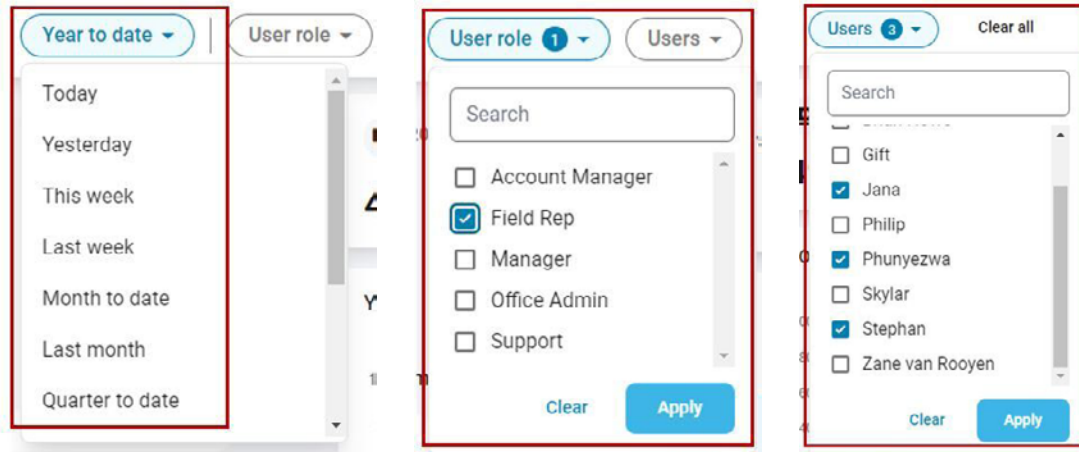
The **first** will be all about your users. This will include visit and interaction information, as well as sales data if you are importing invoicing. You can also click on the Old dashboard option if there are tiles you would like to view there.



The **second** section will be all about your customers, showing you your top and bottom 10 customers, new customers added, and your Year-on-Year sales if you are importing invoicing.



On both pages you can choose to filter by date range, user roles and/or users for the information you would like to view.



On tiles where there are multiple details shown, you can deselect certain data sets to get the information you are looking for.

To do this click on the data sets you want to exclude, which will cross them out as shown below. To reselect this data simply click on the data set again.



### Please note:

- Your Year-on-Year sales will only be displayed if you are importing invoicing. If you're integrated this will display automatically.
- If you need any help, please don't hesitate to contact [support@skynamo.com](mailto:support@skynamo.com)